

## Strategy Summary

GMT 14 is designed to deliver robust performance through intelligent diversification and advanced exposure management. It offers resilience far beyond traditional FX-only strategies by combining 14 highly vetted, independent subsystems that actively trade both FX and commodities in a well-balanced, uncorrelated structure.

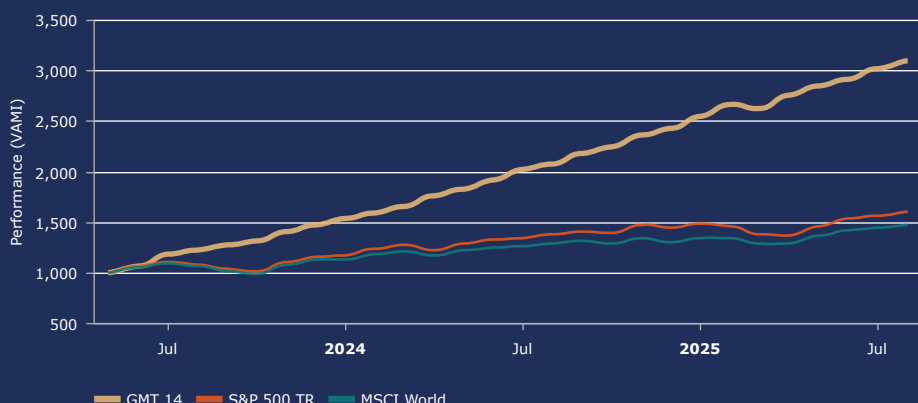
At its core, GMT 14 is an advanced trading system that enhances strategy execution through sophisticated correlation analysis, genetic algorithms, and ensembled machine learning filters. It leverages a powerful NSGA-II genetic algorithm to drive dynamic capital allocation across subsystems.

The system targets an average risk per subsystem of 3% and continuously optimizes allocations using a combination of Smart Sharpe, Sortino ratio, portfolio variance, and deep correlation analysis. A proprietary scoring framework evaluates each subsystem's contribution to diversification, risk stability, and consistent returns.

*Past performance is not a guarantee of future returns.*

*If you wish to see our myfxbooks, please [click here](#)*

## Performance Comparison



## Strategy Provider

Gateway MasterTrade is the modern way to invest. In collaboration with fund management and investment companies with a strong technological aptitude, we combine modern investment techniques with state-of-the-art algorithms and robust regulatory infrastructure to provide investors and wealth managers secure access to crypto, FX and other alternative investment strategies in ways that have not been previously possible.

## Performance

3 MONTH ROI	TOTAL RETURN CUMULATIVE
<b>8.86%</b>	<b>209.92%</b>
12 MONTH ROI	MAX DRAWDOWN
<b>49.23%</b>	<b>-1.81%</b>

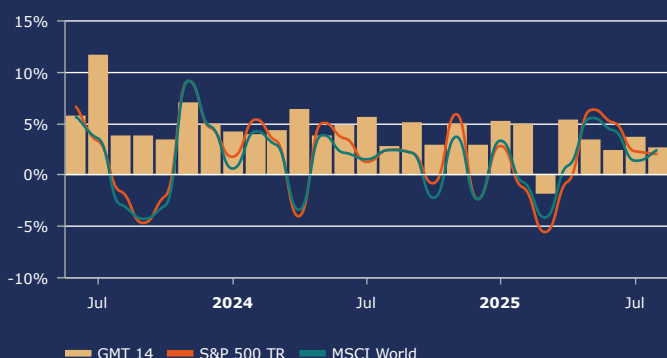
## Investment Summary

Inception Date	Jun 2023
Minimum Investment	10,000 USD
Liquidity	Daily
Management Fee	-
Performance Fee	30.00%
Highwater Mark	Yes
Technical Minimum	25,000 USD, EUR, GBP

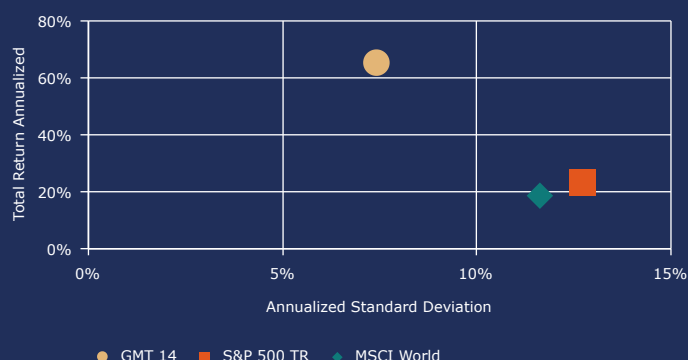
## Monthly Performance

	JAN	FEB	MAR	APR	MAY	JUN	JUL	AUG	SEP	OCT	NOV	DEC	YEAR
2025	5.10	4.84	-1.81	5.26	3.29	2.38	3.59	2.64					28.05
2024	4.12	3.81	4.29	6.27	3.70	4.76	5.58	2.75	5.00	2.86	4.96	2.81	64.54
2023						5.69	11.55	3.78	3.73	3.32	6.95	4.89	47.10

## Monthly Returns



## Risk/Return Comparison

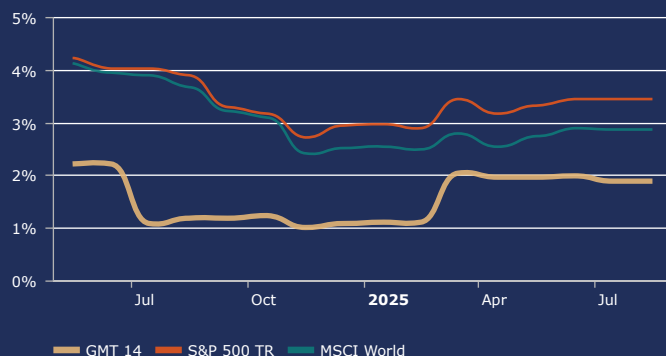


## Hypothetical Growth

INVESTMENT	PROFIT	BALANCE (NET INCOME REINVESTED)
£100k	£86,569.24	£186,569.24
£250k	£216,423.10	£466,423.10
£500k	£432,846.20	£932,846.20
£1mil	£865,692.40	£1,865,692.40

Figures shown above are compounded returns simulated from 1st January, 2024 to 31st December, 2024 exclusive of fees. Past performance is not indicative of future results.

## Volatility (12 Months Rolling)



## Return Statistics

Last Month	2.64%
Year To Date	28.05%
3 Month ROI	8.86%
12 Month ROI	49.23%
36 Month ROI	-
Total Return Cumulative	209.92%
Total Return Annualized	65.32%
Winning Months (%)	96.30%
Average Winning Month	4.54%
Max Drawdown (Monthly)	-1.81%

## Risk Statistics

Sharpe Ratio	6.94
Sortino Ratio	42.55
Skewness	0.68
Kurtosis	6.34
Standard Deviation Monthly	2.15%
Downside Deviation	0.35%
Average Losing Month	-1.81%
Correlation vs. S&P 500 TR	0.35
Winning Months (%)	96.30%
Winning Years (%)	100.00%

## Investment Conditions

Gateway MasterTrade (the company) operates business in a fully regulated environment through its partnership with London & Eastern LLP, who is both authorised and regulated by the Financial Conduct Authority in the UK, ref 534484. Registered address: 78 York Street, London, England, W1H 1DP.

Due to the company's focus being aimed towards the sophisticated investor, Gateway MasterTrade works on an application basis only. If your application is successful, you will have the opportunity to utilise the power of our trading strategies by running your personal brokerage account side by side with our in-house operations. Clientele of the company maintain complete control of their brokerage account but utilise the unique investor privilege of their account syncing with our in-house operations. Our clientele's brokerage accounts will automatically mirror all trades executed into their account with the correct risk allocation through means of state-of-the-art technology managed by our regulated partners, London & Eastern LLP.

Our unique company structure aims to offer a convenient investment solution for busy professionals seeking to build wealth effortlessly and consistently through a hands-off approach. Clients benefit from complete visibility and control of their investments 24/7 via a custom client portal. It is essential to clarify that client funds are held in a segregated trading account with their broker, ensuring a secure and transparent arrangement. Gateway MasterTrade does not have direct access to client funds, clients maintain control and custody of their funds at all times.

## Regulation

For the avoidance of doubt Gateway MasterTrade is not independently regulated by the FCA. Gateway MasterTrade is a 'Strategy Provider' to Pelican Trading. Pelican Trading is a trading name of London & Eastern LLP. London & Eastern LLP is authorised and regulated by the Financial Conduct Authority in the UK, ref 534484. Registered address: 78 York Street, London, England, W1H 1DP

## Disclaimer

CFDs are complex instruments and come with a high risk of losing money rapidly due to leverage. At least 72.5% of retail investors lose money when trading CFDs with the broker. You should consider whether you understand how CFDs work, and whether you can afford to take the high risk of losing your money.